



ASBK.COM.AU f t i y

# Round 7 : Phillip Island GP Circuit : October 6 - 8

## HI-TEC BATTERIES AUSTRALIAN SUPERSPORT 300 CHAMPIONSHIP

### Race 2

Date: 08/10/17  
 Event: R05  
 Weather: Cloudy - 18.7C  
 Track: Damp/drying - Temp: 17.9C

Started at: 10:37:07  
 Laps: 6  
 Starters: 37  
 Printed at: 11:09

### PROVISIONAL CLASSIFICATION

Pos	No	Gr	Name	Class	Machine	Laps	Race Time	Behind	Fastest Lap	On Lap	Top Speed
1	71	J	Tommy EDWARDS (NSW) / Alpinestars / Yamaha Aust. / Repsol / Bell / Dunlop / Nautical Pools	O300	Yamaha R3 321	6	12:09.942		1:59.560	6	194
2	37	J	Jack MAHAFFY (VIC) / JDS Moto / Eastern Security Doors / JLT Insurance / SignPro	O300	Yamaha R3 321	6	12:09.977	.035	1:59.640	6	190
3	87	A	Zac LEVY (QLD) / Puma RV's / Hannay Lawyers / RaceArt Aust. / Kabuto Helm. / TCX Boots	O300	Yamaha R3 321	6	12:11.184	1.242	1:57.458	6	192
4	151	J	Locky TAYLOR (QLD) / LTR Racing / Fitness2Podium / LKI Brand / Ridedynamics / TC Tippers	O300	Yamaha R3 321	6	12:15.127	5.185	1:59.802	6	192
5	57	J	Seth CRUMP (QLD) / Jason Crump / Rock Oil / KTM Brisbane / Bell / Alpinestars / Racebolt	O300	KTM RC 390	6	12:25.366	15.424	2:00.719	3	187
6	520	?	Shelby TURNER (QLD) / Pro Cycle Dyno / M-cycle Exhaust Professionals / Brisbane M-cycles	U300	Kawasaki EX 300	6	12:25.398	15.456	1:58.955	6	184
7	70	J	Troy RYAN (NSW) / Taree Motorcycles	O300	Yamaha R3 321	6	12:25.430	15.488	2:01.177	6	183
8	85	?	Ty LYNCH (SA) / Adelaide Motorcycle Recovery / Coast Yamaha / Y-AIM Shane & Amy	O300	Yamaha R3 321	6	12:36.087	26.145	1:59.445	6	192
9	65	C	Jonah SITA (WA) / Flashpoint Motosport / Michael Sita	O300	Yamaha R3 321	6	12:37.420	27.478	2:00.208	5	196
10	152	D	Dan THOMAS (NSW) / Inglis Plumbing / Marriotts Smash Repairs / Supermoto Armidale	O300	Yamaha R3 321	6	12:37.648	27.706	2:02.581	6	188
11	4	J	Harry KHOURI (NSW) / Excite Motorsports (Penrith) / StoreAll Self Storage Windsor	O300	Yamaha R3 321	6	12:37.659	27.717	2:02.453	6	180
12	93	B	Drew SELLS (VIC) / Race Centre / Oilee Racing / Peter Stevens M-cycles / Rubic	U300	Kawasaki EX 300	6	12:41.925	31.983	2:02.444	6	189
13	55	A	Zac JOHNSON (VIC) / Rebuilder / Bill Lambert MBW / RTR by Moto Obsession / Pablo Tyres	U300	Kawasaki EX 300	6	12:42.007	32.065	2:00.631	5	190
14	39	J	Scott NICHOLSON (VIC) / NextGen Motorsports / G.Williams Motorcycle Engineering / Traction	U300	Kawasaki EX 300	6	12:42.016	32.074	2:01.317	6	193

*Scott Laing*  
 Chief Time Keeper - Scott Laing

*Tom Williams*  
 Clerk of Course - Tom Williams



Computime Race Timing Systems Pty Ltd © 1996  
 Licensed to Computime Race Timing Systems

[www.computime.com.au](http://www.computime.com.au)

COMPUTIME RACE TIMING SYSTEMS PTY LTD



ASBK.COM.AU f t i y

# Round 7 : Phillip Island GP Circuit : October 6 - 8

## HI-TEC BATTERIES AUSTRALIAN SUPERSPORT 300 CHAMPIONSHIP

### Race 2

Date: 08/10/17  
 Event: R05  
 Weather: Cloudy - 18.7C  
 Track: Damp/drying - Temp: 17.9C

Started at: 10:37:07  
 Laps: 6  
 Starters: 37  
 Printed at: 11:09

### PROVISIONAL CLASSIFICATION

Pos	No	Gr	Name	Class	Machine	Laps	Race Time	Behind	Fastest Lap	On Lap	Top Speed
15	14	B	Broc PEARSON (QLD) / Yamaha / YRD / Maxima Racing Oils / World Gym Aust / Kabuto Helmets	O300	Yamaha R3 321	6	12:46.849	36.907	2:01.537	6	189
16	34	?	Boyd HOCKING (VIC) / DPH Motorsport Yamaha	O300	Yamaha R3 321	6	12:50.219	40.277	2:04.287	6	190
17	33	J	Reid BATTYE (NSW) / Bcperformance Junior Team / Landscapesupplies.com.au / IPONE	U300	Kawasaki EX 300	6	12:50.806	40.864	1:59.878	6	198
18	333	B	Yanni SHAW (NSW) / Bcperformance Junior Team / Landscapesupplies.com.au / IPONE	U300	Kawasaki EX 300	6	12:51.729	41.787	2:01.450	6	197
19	1	A	Brandon DEMMERY (NSW) / Deborah M-sports / Dunlop / Erebus Academy / 2Thugs Customs / LS2	O300	Yamaha R3 321	6	12:52.859	42.917	2:04.330	5	181
20	131	D	Ross BEAMES (QLD)	O300	Yamaha R3 321	6	12:53.563	43.621	2:04.322	5	191
21	29	J	Billy VAN EERDE (NSW) / KTM Aust. / Hunter Valley M-cycles / Chris Watson M-cycles	O300	KTM RC 390	6	13:05.095	55.153	2:07.684	4	201
22	22	D	Keegan PICKERING (NSW) / Maroochydore Beach Motel / West Sliders / White Race Products	U300	Kawasaki EX 300	6	13:05.247	55.305	2:04.906	6	188
23	21	A	Jarred BROOK (QLD) / KTM Aust. / Wide Bay M-cycles / Shoei Helmets / Motul / Pirelli / Shark	O300	KTM RC 390	6	13:05.353	55.411	2:05.091	6	193
24	20	B	Hunter FORD (NSW) / Ford Brothers Racing / Huntingtons NSW / Hunter Bikers Events / Bell	O300	Yamaha R3 321	6	13:06.754	56.812	2:04.658	6	194
25	133	D	Grace POUTCH (VIC) / Phillip Island Off-Track Accom. / SC Project Oceanic / JW Motoparts	U300	Kawasaki EX 300	6	13:06.840	56.898	2:04.607	6	196
26	24	J	Ben BRAMICH (VIC) / Ron Angel Classic Racing / Nolan Helmets / Yamaha YRD / Ricondi	O300	Yamaha R3 321	6	13:09.934	59.992	2:06.905	6	194
27	15	J	Bronson PICKETT (WA) / Pete's Harley & Dyno Services / M & B Garden Bags / M & B Rubbish Disp.	U300	Kawasaki EX 300	6	13:10.260	1:00.318	2:06.718	5	187
28	44	C	Tom BRAMICH (VIC) / Ron Angel Classic Racing / Nolan Helmets / YRD / Ricondi / BoardPro	O300	Yamaha R3 321	6	13:13.201	1:03.259	2:07.984	6	196
29	86	J	Oliver BAYLISS (QLD) / Cube Racing / Australian Outdoor Living / Motul / Pirelli / Sprint Filter	U300	Kawasaki EX 300	6	13:17.498	1:07.556	2:00.127	2	196

*Scott Laing*  
 Chief Time Keeper - Scott Laing

*Tom Williams*  
 Clerk of Course - Tom Williams



Computime Race Timing Systems Pty Ltd © 1996  
 Licensed to Computime Race Timing Systems

[www.computime.com.au](http://www.computime.com.au)

COMPUTIME RACE TIMING SYSTEMS PTY LTD





ASBK.COM.AU f t i y

# Round 7 : Phillip Island GP Circuit : October 6 - 8

## HI-TEC BATTERIES AUSTRALIAN SUPERSPORT 300 CHAMPIONSHIP

### Race 2

Date: 08/10/17  
 Event: R05  
 Weather: Cloudy - 18.7C  
 Track: Damp/drying - Temp: 17.9C

Started at: 10:37:07  
 Laps: 6  
 Starters: 37  
 Printed at: 11:09

### PROVISIONAL CLASSIFICATION

Pos	No	Gr	Name	Class	Machine	Laps	Race Time	Behind	Fastest Lap	On Lap	Top Speed
30	30	A	David HYND (VIC) / The Mondo Group / Sirus Contracting / Fashion Result Models	O300	KTM RC 390	6	13:21.735	1:11.793	2:07.188	6	188
31	355	C	Laura BROWN (NSW) / Ricondi / Draggin Jeans / Shark Helm. / Falco Motorcycle Boots / Pirelli	U300	Kawasaki EX 300	6	13:24.118	1:14.176	2:09.866	6	188
32	51	C	Austin BARNES (VIC) / Enterprise Payroll	U300	Kawasaki EX 300	6	13:54.307	1:44.365	2:13.638	5	176
33	73	C	John HAZELDENE (VIC)	U300	Kawasaki EX 300	6	13:59.391	1:49.449	2:14.677	6	175
34	337	C	Gregory FARRELL (NSW) / Bcperformance / Landscapesupplies.com.au	U300	Kawasaki EX 300	6	14:05.933	1:55.991	2:16.118	5	179
DNF	115	?	Rogan CHANDLER (NZ) / Acid Racing / Race Centre / Victoria M-cycle Club / Motorcycling NZ	O300	Yamaha R3 321	2	4:24.611	4 Laps	2:07.132	2	188
DNF	97	J	Peter NERLICH (VIC) / TCN Racing / Bill Nerlich / BART	U300	Kawasaki EX 300	2	4:37.414	4 Laps	2:12.830	2	188
DNF	41	A	Max CROKER (NSW) / KTM Aust. / Nolan Helmets / Bridgestone / Ron Angel Classic Racing	O300	KTM RC 390	0		6 Laps			154

Fastest Lap was 1:57.458 by Zac LEVY (QLD)

Current race lap record for SS300 class - 1:48.870 by Reid BATTYE (NSW) on a Kawasaki EX 300 set on 07/10/17

\*\*\* Initial race red flagged on lap 2 due to crash at turn 1 involving No. 28 (Tayla Relph). Full race re-start but race distance reduced from 8 laps to 6 laps \*\*\*

The results are provisional until the end of the time limit for protests and appeals.

*Scott Laing*  
 Chief Time Keeper - Scott Laing

*Tom Williams*  
 Clerk of Course - Tom Williams



Computime Race Timing Systems Pty Ltd © 1996  
 Licensed to Computime Race Timing Systems

[www.computime.com.au](http://www.computime.com.au)

COMPUTIME RACE TIMING SYSTEMS PTY LTD



ASBK.COM.AU f t i y

# Round 7 : Phillip Island GP Circuit : October 6 - 8

## HI-TEC BATTERIES AUSTRALIAN SUPERSPORT 300 CHAMPIONSHIP

### Race 2

Date: 08/10/17  
 Event: R05  
 Weather: Cloudy - 18.7C  
 Track: Damp/drying - Temp: 17.9C


Started at: 10:37:07  
 Laps: 6  
 Starters: 37  
 Printed at: 11:09


### PROVISIONAL LAP TIMES

No	Name	Lap 1	Lap 2	Lap 3	Lap 4	Lap 5	Lap 6
1	Brandon DEMMERY (NSW)	2:21.222	2:08.792	2:09.511	2:04.399	<b>2:04.330</b>	2:04.605
4	Harry KHOURI (NSW)	2:19.412	2:05.189	2:02.819	2:03.858	2:03.928	<b>2:02.453</b>
14	Broc PEARSON (QLD)	2:20.043	2:08.598	2:09.439	2:04.152	2:03.080	<b>2:01.537</b>
15	Bronson PICKETT (WA)	2:24.794	2:12.516	2:09.490	2:09.556	<b>2:06.718</b>	2:07.186
20	Hunter FORD (NSW)	2:21.358	2:12.490	2:12.483	2:09.206	2:06.559	<b>2:04.658</b>
21	Jarred BROOK (QLD)	2:23.418	2:12.113	2:10.683	2:07.885	2:06.163	<b>2:05.091</b>
22	Keegan PICKERING (NSW)	2:24.924	2:09.897	2:11.825	2:07.477	2:06.218	<b>2:04.906</b>
24	Ben BRAMICH (VIC)	2:24.551	2:10.251	2:11.942	2:09.128	2:07.157	<b>2:06.905</b>
29	Billy VAN EERDE (NSW)	2:18.965	2:10.663	2:11.029	<b>2:07.684</b>	2:08.806	2:07.948
30	David HYND (VIC)	2:26.872	2:13.677	2:13.632	2:11.429	2:08.937	<b>2:07.188</b>
33	Reid BATTYE (NSW)	2:22.548	2:10.745	2:07.506	2:06.855	2:03.274	<b>1:59.878</b>
34	Boyd HOCKING (VIC)	2:21.871	2:07.513	2:06.491	2:04.438	2:05.619	<b>2:04.287</b>
37	Jack MAHAFFY (VIC)	2:07.986	2:01.308	2:00.413	2:00.560	2:00.070	<b>1:59.640</b>
39	Scott NICHOLSON (VIC)	2:21.498	2:07.156	2:06.008	2:03.246	2:02.791	<b>2:01.317</b>
44	Tom BRAMICH (VIC)	2:20.551	2:13.284	2:12.301	2:09.932	2:09.149	<b>2:07.984</b>
51	Austin BARNES (VIC)	2:33.440	2:18.187	2:15.957	2:15.252	<b>2:13.638</b>	2:17.833
55	Zac JOHNSON (VIC)	2:22.409	2:07.716	2:07.901	2:02.481	<b>2:00.631</b>	2:00.869
57	Seth CRUMP (QLD)	2:11.389	2:01.554	<b>2:00.719</b>	2:01.191	2:08.288	2:02.225
65	Jonah SITA (WA)	2:21.809	2:08.189	2:05.387	2:01.139	<b>2:00.208</b>	2:00.688
70	Troy RYAN (NSW)	2:16.104	2:02.501	2:01.834	2:02.083	2:01.731	<b>2:01.177</b>
71	Tommy EDWARDS (NSW)	2:07.867	2:01.400	2:00.391	2:00.629	2:00.095	<b>1:59.560</b>
73	John HAZELDENE (VIC)	2:32.350	2:20.772	2:18.994	2:17.141	2:15.457	<b>2:14.677</b>
85	Ty LYNCH (SA)	2:26.912	2:04.396	2:03.300	2:01.544	2:00.490	<b>1:59.445</b>
86	Oliver BAYLISS (QLD)	2:08.223	<b>2:00.127</b>	2:01.291	2:00.916	3:00.892	2:06.049
87	Zac LEVY (QLD)	2:11.749	2:02.341	2:00.412	2:00.497	1:58.727	<b>1:57.458</b>
93	Drew SELLS (VIC)	2:19.221	2:05.338	2:06.547	2:05.429	2:02.946	<b>2:02.444</b>
97	Peter NERLICH (VIC)	2:24.584	<b>2:12.830</b>				
115	Rogan CHANDLER (NZ)	2:17.479	<b>2:07.132</b>				
131	Ross BEAMES (QLD)	2:21.580	2:08.526	2:08.953	2:05.829	<b>2:04.322</b>	2:04.353
133	Grace POUTCH (VIC)	2:23.562	2:10.318	2:12.405	2:08.170	2:07.778	<b>2:04.607</b>
151	Locky TAYLOR (QLD)	2:12.141	2:01.261	2:00.724	2:00.706	2:00.493	<b>1:59.802</b>
152	Dan THOMAS (NSW)	2:19.325	2:05.468	2:03.107	2:03.314	2:03.853	<b>2:02.581</b>
333	Yanni SHAW (NSW)	2:22.763	2:10.813	2:07.366	2:05.199	2:04.138	<b>2:01.450</b>
337	Gregory FARRELL (NSW)	2:34.615	2:19.496	2:20.215	2:18.874	<b>2:16.118</b>	2:16.615
355	Laura BROWN (NSW)	2:26.123	2:11.518	2:14.461	2:10.437	2:11.713	<b>2:09.866</b>
520	Shelby TURNER (QLD)	2:17.427	2:03.878	2:02.924	2:01.480	2:00.734	<b>1:58.955</b>

\*\*\* Initial race red flagged on lap 2 due to crash at turn 1 involving No. 28 (Tayla Relph). Full race re-start but race distance reduced from 8 laps to 6 laps \*\*\*

The results are provisional until the end of the time limit for protests and appeals.

  
 Chief Time Keeper - Scott Laing

  
 Clerk of Course - Tom Williams



Computime Race Timing Systems Pty Ltd © 1996  
 Licensed to Computime Race Timing Systems

[www.computime.com.au](http://www.computime.com.au)

COMPUTIME RACE TIMING SYSTEMS PTY LTD





ASBK.COM.AU f t i y

# Round 7 : Phillip Island GP Circuit : October 6 - 8

## HI-TEC BATTERIES AUSTRALIAN SUPERSPORT 300 CHAMPIONSHIP

### Race 2

Date: 08/10/17  
 Event: R05  
 Weather: Cloudy - 18.7C  
 Track: Damp/drying - Temp: 17.9C

Started at: 10:37:07  
 Laps: 6  
 Starters: 37  
 Printed at: 11:09

### PROVISIONAL SPLIT TIMES

Lap	Split 1	Split 2	Split 3	Split 4	Lap Time	Spd	Lap	Split 1	Split 2	Split 3	Split 4	Lap Time	Spd
<b>1 Brandon DEMMERY (NSW) (19th)</b>							4	30.945	36.739	24.800	36.722	2:09.206	191
1		1:17.265	25.744	38.213	2:21.222	157	5	30.264	35.862	24.514	35.919	2:06.559	190
2	31.792	36.851	24.537	35.612	2:08.792	181	6	<u>29.887</u>	<u>35.566</u>	<u>24.103</u>	<u>35.102</u>	<u>2:04.658</u>	187
3	31.257	37.120	25.102	36.032	2:09.511	181	<b>21 Jarred BROOK (QLD) (23th)</b>						
4	29.788	35.919	24.316	34.376	2:04.399	180	1		1:18.938	26.075	38.405	2:23.418	156
5	<u>29.698</u>	<u>35.703</u>	24.063	34.866	<u>2:04.330</u>	180	2	31.258	38.405	25.259	37.191	2:12.113	193
6	29.964	36.611	<u>23.710</u>	<u>34.320</u>	2:04.605	180	3	30.667	36.814	25.707	37.495	2:10.683	191
<b>4 Harry KHOURI (NSW) (11th)</b>							4	30.621	36.333	24.969	35.962	2:07.885	187
1		1:17.971	24.626	36.815	2:19.412	156	5	29.693	35.944	24.575	35.951	2:06.163	187
2	30.675	36.008	23.627	34.879	2:05.189	179	6	<u>29.587</u>	<u>35.668</u>	<u>24.075</u>	<u>35.761</u>	<u>2:05.091</u>	186
3	30.214	<u>35.391</u>	23.500	33.714	2:02.819	178	<b>22 Keegan PICKERING (NSW) (22th)</b>						
4	30.174	35.720	23.727	34.237	2:03.858	177	1		1:20.315	26.197	38.412	2:24.924	161
5	<u>29.629</u>	35.513	24.149	34.637	2:03.928	180	2	31.025	38.019	24.732	36.121	2:09.897	187
6	29.715	35.703	<u>23.347</u>	<u>33.688</u>	<u>2:02.453</u>	178	3	30.986	38.209	25.073	37.557	2:11.825	187
<b>14 Broc PEARSON (QLD) (15th)</b>							4	30.696	36.954	24.301	35.526	2:07.477	188
1		1:16.580	25.558	37.905	2:20.043	155	5	30.222	36.622	23.946	35.428	2:06.218	188
2	30.936	36.921	24.500	36.241	2:08.598	189	6	<u>29.699</u>	<u>36.240</u>	<u>23.641</u>	<u>35.326</u>	<u>2:04.906</u>	187
3	30.883	36.676	25.888	35.992	2:09.439	182	<b>24 Ben BRAMICH (VIC) (26th)</b>						
4	30.072	35.437	23.839	34.804	2:04.152	187	1		1:19.783	26.045	38.723	2:24.551	155
5	29.309	34.827	23.859	35.085	2:03.080	186	2	31.475	37.534	24.751	36.491	2:10.251	189
6	<u>28.920</u>	<u>34.532</u>	<u>23.608</u>	<u>34.477</u>	<u>2:01.537</u>	184	3	31.279	37.239	25.551	37.873	2:11.942	188
<b>15 Bronson PICKETT (WA) (27th)</b>							4	31.341	36.931	<u>24.105</u>	36.751	2:09.128	194
1		1:20.583	25.735	38.476	2:24.794	158	5	30.178	36.512	24.511	<u>35.956</u>	2:07.157	185
2	31.543	38.920	25.550	36.503	2:12.516	184	6	<u>29.857</u>	<u>36.291</u>	24.446	36.311	<u>2:06.905</u>	181
3	31.271	37.730	24.700	35.789	2:09.490	183	<b>29 Billy VAN EERDE (NSW) (21th)</b>						
4	31.047	37.461	<u>24.192</u>	36.856	2:09.556	187	1		1:16.450	25.102	37.413	2:18.965	154
5	30.203	<u>36.916</u>	24.307	<u>35.292</u>	<u>2:06.718</u>	187	2	31.196	37.378	25.231	36.858	2:10.663	193
6	<u>29.931</u>	37.149	24.512	35.594	2:07.186	181	3	31.337	37.159	25.036	37.497	2:11.029	201
<b>20 Hunter FORD (NSW) (24th)</b>							4	30.732	<u>36.377</u>	<u>24.577</u>	<u>35.998</u>	<u>2:07.684</u>	197
1		1:17.223	25.569	38.566	2:21.358	154	5	30.255	36.946	24.687	36.918	2:08.806	196
2	31.709	37.934	25.710	37.137	2:12.490	194	6	<u>30.183</u>	36.753	24.605	36.407	2:07.948	191
3	31.889	37.415	25.417	37.762	2:12.483	194							

*Scott Laing*  
 Chief Time Keeper - Scott Laing

*Tom Williams*  
 Clerk of Course - Tom Williams



Computime Race Timing Systems Pty Ltd © 1996  
 Licensed to Computime Race Timing Systems

[www.computime.com.au](http://www.computime.com.au)

COMPUTIME RACE TIMING SYSTEMS PTY LTD



ASBK.COM.AU f t i y

# Round 7 : Phillip Island GP Circuit : October 6 - 8

## HI-TEC BATTERIES AUSTRALIAN SUPERSPORT 300 CHAMPIONSHIP

### Race 2

Date: 08/10/17  
 Event: R05  
 Weather: Cloudy - 18.7C  
 Track: Damp/drying - Temp: 17.9C

Started at: 10:37:07  
 Laps: 6  
 Starters: 37  
 Printed at: 11:09

### PROVISIONAL SPLIT TIMES

Lap	Split 1	Split 2	Split 3	Split 4	Lap Time	Spd	Lap	Split 1	Split 2	Split 3	Split 4	Lap Time	Spd
<b>30 David HYND (VIC) (30th)</b>							4	29.844	36.001	23.715	33.686	2:03.246	186
1		1:21.872	26.114	38.886	2:26.872	159	5	29.752	35.953	23.488	33.598	2:02.791	187
2	32.103	38.836	25.376	37.362	2:13.677	188	6	<u>29.463</u>	<u>35.430</u>	<u>23.241</u>	<u>33.183</u>	<u>2:01.317</u>	185
3	32.569	38.661	25.052	37.350	2:13.632	182	<b>44 Tom BRAMICH (VIC) (28th)</b>						
4	31.788	37.834	25.014	36.793	2:11.429	184	1		1:16.350	25.565	38.636	2:20.551	154
5	30.934	37.016	24.745	36.242	2:08.937	182	2	31.418	37.955	25.470	38.441	2:13.284	193
6	<u>30.185</u>	<u>36.772</u>	<u>24.537</u>	<u>35.694</u>	<u>2:07.188</u>	188	3	31.683	37.426	25.300	37.892	2:12.301	195
<b>33 Reid BATTYE (NSW) (17th)</b>							4	31.008	36.801	24.670	37.453	2:09.932	187
1		1:18.519	25.682	38.347	2:22.548	151	5	30.385	36.834	24.880	37.050	2:09.149	196
2	31.212	37.566	25.070	36.897	2:10.745	192	6	<u>29.977</u>	<u>36.680</u>	<u>24.659</u>	<u>36.668</u>	<u>2:07.984</u>	192
3	30.588	36.496	24.469	35.953	2:07.506	188	<b>51 Austin BARNES (VIC) (32th)</b>						
4	30.147	36.918	24.461	35.329	2:06.855	198	1		1:25.754	27.579	40.107	2:33.440	156
5	29.112	35.463	23.907	34.792	2:03.274	190	2	33.601	40.050	26.780	37.756	2:18.187	176
6	<u>28.299</u>	<u>34.712</u>	<u>23.449</u>	<u>33.418</u>	<u>1:59.878</u>	194	3	32.860	39.298	26.542	37.257	2:15.957	175
<b>34 Boyd HOCKING (VIC) (16th)</b>							4	32.728	39.181	26.253	37.090	2:15.252	175
1		1:19.449	25.572	36.850	2:21.871	160	5	<u>32.188</u>	<u>38.561</u>	<u>26.178</u>	<u>36.711</u>	<u>2:13.638</u>	175
2	30.709	37.144	24.270	35.390	2:07.513	190	6	32.837	39.490	26.862	38.644	2:17.833	175
3	30.834	36.144	24.583	34.930	2:06.491	184	<b>55 Zac JOHNSON (VIC) (13th)</b>						
4	30.090	35.808	24.040	<u>34.500</u>	2:04.438	186	1		1:17.610	27.471	37.328	2:22.409	157
5	30.281	<u>35.516</u>	24.445	35.377	2:05.619	181	2	30.837	36.875	24.467	35.537	2:07.716	190
6	<u>29.795</u>	35.606	<u>24.029</u>	34.857	<u>2:04.287</u>	184	3	30.970	37.200	24.333	35.398	2:07.901	190
<b>37 Jack MAHAFFY (VIC) (2nd)</b>							4	29.694	35.460	23.607	33.720	2:02.481	185
1	35.134	35.647	23.423	33.782	2:07.986	151	5	29.010	<u>34.987</u>	<u>23.057</u>	<u>33.577</u>	<u>2:00.631</u>	189
2	29.320	35.174	23.312	33.502	2:01.308	186	6	<u>28.979</u>	35.110	23.129	33.651	2:00.869	188
3	28.630	35.001	23.395	33.387	2:00.413	189	<b>57 Seth CRUMP (QLD) (5th)</b>						
4	28.954	34.963	23.419	33.224	2:00.560	188	1		1:11.555	23.620	36.214	2:11.389	155
5	28.772	35.009	<u>23.199</u>	<u>33.090</u>	2:00.070	190	2	29.266	<u>35.120</u>	23.590	33.578	2:01.554	184
6	<u>28.354</u>	<u>34.740</u>	23.250	33.296	<u>1:59.640</u>	189	3	<u>29.088</u>	35.152	<u>23.361</u>	33.118	<u>2:00.719</u>	185
<b>39 Scott NICHOLSON (VIC) (14th)</b>							4	29.419	35.186	23.759	<u>32.827</u>	2:01.191	186
1		1:18.648	25.215	37.635	2:21.498	157	5	35.533	35.277	23.775	33.703	2:08.288	187
2	30.611	37.165	24.036	35.344	2:07.156	193	6	29.478	35.630	23.505	33.612	2:02.225	184
3	30.965	36.560	24.264	34.219	2:06.008	182							

*Scott Laing*  
 Chief Time Keeper - Scott Laing

*Tom Williams*  
 Clerk of Course - Tom Williams



Computime Race Timing Systems Pty Ltd © 1996  
 Licensed to Computime Race Timing Systems

[www.computime.com.au](http://www.computime.com.au)

COMPUTIME RACE TIMING SYSTEMS PTY LTD



ASBK.COM.AU f t i y

# Round 7 : Phillip Island GP Circuit : October 6 - 8

## HI-TEC BATTERIES AUSTRALIAN SUPERSPORT 300 CHAMPIONSHIP

### Race 2

Date: 08/10/17  
 Event: R05  
 Weather: Cloudy - 18.7C  
 Track: Damp/drying - Temp: 17.9C

Started at: 10:37:07  
 Laps: 6  
 Starters: 37  
 Printed at: 11:09

### PROVISIONAL SPLIT TIMES

Lap	Split 1	Split 2	Split 3	Split 4	Lap Time	Spd	Lap	Split 1	Split 2	Split 3	Split 4	Lap Time	Spd
<b>65 Jonah SITA (WA) (9th)</b>							4	29.185	34.979	<b>23.190</b>	34.190	2:01.544	186
1		1:19.370	25.801	36.638	2:21.809	157	5	28.827	34.685	23.201	33.777	2:00.490	185
2	30.807	37.418	24.708	35.256	2:08.189	196	6	<b>28.327</b>	<b>34.592</b>	23.362	<b>33.164</b>	<b>1:59.445</b>	189
3	30.300	36.409	24.244	34.434	2:05.387	191	<b>86 Oliver BAYLISS (QLD) (29th)</b>						
4	29.257	35.051	23.294	33.537	2:01.139	189	1	34.929	35.534	23.616	34.144	2:08.223	152
5	29.061	<b>34.708</b>	<b>23.001</b>	<b>33.438</b>	<b>2:00.208</b>	184	2	<b>28.695</b>	35.060	<b>23.184</b>	33.188	<b>2:00.127</b>	196
6	<b>28.763</b>	34.947	23.096	33.882	2:00.688	193	3	28.963	35.281	23.360	33.687	2:01.291	186
<b>70 Troy RYAN (NSW) (7th)</b>							4	29.407	34.874	23.461	<b>33.174</b>	2:00.916	184
1		1:16.938	24.583	34.583	2:16.104	157	5	29.011	<b>34.807</b>	23.191	1:33.883	3:00.892	189
2	29.605	35.594	23.877	33.425	2:02.501	182	6	30.286	36.067	23.889	35.807	2:06.049	185
3	29.242	35.507	23.486	33.599	2:01.834	182	<b>87 Zac LEVY (QLD) (3rd)</b>						
4	<b>29.151</b>	35.382	23.885	33.665	2:02.083	182	1	35.514	35.916	24.022	36.297	2:11.749	151
5	29.410	35.363	23.573	<b>33.385</b>	2:01.731	182	2	29.392	35.641	23.605	33.703	2:02.341	192
6	29.256	<b>35.130</b>	<b>23.368</b>	33.423	<b>2:01.177</b>	183	3	29.104	35.084	23.152	33.072	2:00.412	190
<b>71 Tommy EDWARDS (NSW) (1st)</b>							4	28.873	35.221	23.725	32.678	2:00.497	192
1	34.510	35.334	23.996	34.027	2:07.867	153	5	28.554	34.346	23.059	32.768	1:58.727	191
2	29.182	35.270	23.651	33.297	2:01.400	186	6	<b>28.095</b>	<b>33.986</b>	<b>22.959</b>	<b>32.418</b>	<b>1:57.458</b>	187
3	28.506	35.020	23.363	33.502	2:00.391	190	<b>93 Drew SELLS (VIC) (12th)</b>						
4	28.852	34.932	23.381	33.464	2:00.629	188	1		1:17.742	24.545	36.934	2:19.221	158
5	28.954	<b>34.650</b>	<b>23.221</b>	<b>33.270</b>	2:00.095	194	2	30.137	36.617	23.569	35.015	2:05.338	189
6	<b>28.202</b>	34.680	23.324	33.354	<b>1:59.560</b>	193	3	29.955	36.911	24.147	35.534	2:06.547	183
<b>73 John HAZELDENE (VIC) (33th)</b>							4	30.618	36.730	23.894	34.187	2:05.429	183
1		1:25.252	27.325	39.773	2:32.350	158	5	29.635	<b>35.531</b>	<b>23.352</b>	34.428	2:02.946	184
2	34.255	40.477	27.300	38.740	2:20.772	175	6	<b>29.514</b>	35.872	23.688	<b>33.370</b>	<b>2:02.444</b>	185
3	33.791	39.544	26.602	39.057	2:18.994	175	<b>97 Peter NERLICH (VIC) (DNF)</b>						
4	33.406	39.334	26.294	38.107	2:17.141	174	1		1:20.140	25.859	38.585	2:24.584	155
5	32.493	<b>38.882</b>	26.197	37.885	2:15.457	174	2	<b>31.706</b>	<b>38.640</b>	<b>25.396</b>	<b>37.088</b>	<b>2:12.830</b>	186
6	<b>31.884</b>	39.057	<b>26.002</b>	<b>37.734</b>	<b>2:14.677</b>	174	<b>115 Rogan CHANDLER (NZ) (DNF)</b>						
<b>85 Ty LYNCH (SA) (8th)</b>							1		1:16.721	24.919	35.839	2:17.479	157
1	35.806	35.125	23.669	52.312	2:26.912	153	2	<b>30.468</b>	<b>37.136</b>	<b>24.339</b>	<b>35.189</b>	<b>2:07.132</b>	188
2	29.583	35.636	23.829	35.348	2:04.396	192							
3	29.881	35.269	23.920	34.230	2:03.300	190							

*Scott Laing*  
 Chief Time Keeper - Scott Laing

*Tom Williams*  
 Clerk of Course - Tom Williams



Computime Race Timing Systems Pty Ltd © 1996  
 Licensed to Computime Race Timing Systems

[www.computime.com.au](http://www.computime.com.au)

COMPUTIME RACE TIMING SYSTEMS PTY LTD



ASBK.COM.AU f t i y

# Round 7 : Phillip Island GP Circuit : October 6 - 8

## HI-TEC BATTERIES AUSTRALIAN SUPERSPORT 300 CHAMPIONSHIP

### Race 2

Date: 08/10/17  
 Event: R05  
 Weather: Cloudy - 18.7C  
 Track: Damp/drying - Temp: 17.9C

Started at: 10:37:07  
 Laps: 6  
 Starters: 37  
 Printed at: 11:09

### PROVISIONAL SPLIT TIMES

Lap	Split 1	Split 2	Split 3	Split 4	Lap Time	Spd	Lap	Split 1	Split 2	Split 3	Split 4	Lap Time	Spd
<b>131 Ross BEAMES (QLD) (20th)</b>							1		1:19.276	25.632	37.855	2:22.763	152
1		1:18.675	25.294	37.611	2:21.580	160	2	30.655	37.501	24.900	37.757	2:10.813	196
2	30.220	37.307	24.812	36.187	2:08.526	191	3	30.397	36.746	24.452	35.771	2:07.366	193
3	30.816	37.436	24.951	35.750	2:08.953	188	4	29.672	36.061	24.123	35.343	2:05.199	197
4	29.783	36.148	24.633	35.265	2:05.829	186	5	28.984	35.478	24.034	35.642	2:04.138	189
5	29.540	<u>35.871</u>	24.186	34.725	<u>2:04.322</u>	186	6	<u>28.394</u>	<u>34.998</u>	<u>23.995</u>	<u>34.063</u>	<u>2:01.450</u>	190
6	<u>29.193</u>	36.825	<u>24.056</u>	<u>34.279</u>	2:04.353	185							
<b>133 Grace POUTCH (VIC) (25th)</b>							<b>337 Gregory FARRELL (NSW) (34th)</b>						
1		1:20.418	25.473	37.671	2:23.562	157	1		1:25.686	28.609	40.320	2:34.615	159
2	30.548	38.663	24.794	36.313	2:10.318	196	2	33.272	40.802	26.891	38.531	2:19.496	176
3	31.759	37.920	24.630	38.096	2:12.405	191	3	33.078	40.683	26.710	39.744	2:20.215	179
4	31.424	36.885	<u>24.085</u>	35.776	2:08.170	186	4	33.006	40.480	26.576	38.812	2:18.874	174
5	30.038	36.837	25.195	35.708	2:07.778	192	5	32.133	39.876	<u>26.186</u>	<u>37.923</u>	<u>2:16.118</u>	176
6	<u>29.268</u>	<u>36.252</u>	24.133	<u>34.954</u>	<u>2:04.607</u>	193	6	<u>31.749</u>	<u>39.451</u>	26.570	38.845	2:16.615	176
<b>151 Locky TAYLOR (QLD) (4th)</b>							<b>355 Laura BROWN (NSW) (31th)</b>						
1		1:12.340	23.416	36.385	2:12.141	161	1		1:21.042	25.941	39.140	2:26.123	151
2	29.322	35.112	23.288	33.539	2:01.261	192	2	31.330	38.071	25.574	36.543	2:11.518	188
3	29.346	35.112	23.179	33.087	2:00.724	190	3	31.525	37.864	25.702	39.370	2:14.461	182
4	<u>29.041</u>	35.281	23.272	33.112	2:00.706	191	4	31.556	37.310	25.308	36.263	2:10.437	185
5	29.835	<u>34.818</u>	22.994	<u>32.846</u>	2:00.493	187	5	32.224	37.674	25.650	<u>36.165</u>	2:11.713	180
6	29.148	34.862	<u>22.897</u>	32.895	<u>1:59.802</u>	186	6	<u>31.044</u>	<u>36.943</u>	<u>25.188</u>	36.691	<u>2:09.866</u>	186
<b>152 Dan THOMAS (NSW) (10th)</b>							<b>520 Shelby TURNER (QLD) (6th)</b>						
1		1:16.624	25.546	37.155	2:19.325	158	1		1:17.511	24.538	35.378	2:17.427	162
2	30.256	36.793	23.827	34.592	2:05.468	188	2	29.470	36.097	23.717	34.594	2:03.878	183
3	29.909	35.436	23.784	33.978	2:03.107	186	3	29.105	35.727	23.701	34.391	2:02.924	182
4	29.740	35.552	23.909	34.113	2:03.314	187	4	28.901	35.272	23.455	33.852	2:01.480	182
5	<u>29.610</u>	35.623	23.957	34.663	2:03.853	182	5	28.346	35.291	23.349	33.748	2:00.734	182
6	29.813	<u>35.333</u>	<u>23.588</u>	<u>33.847</u>	<u>2:02.581</u>	179	6	<u>28.115</u>	<u>34.443</u>	<u>22.910</u>	<u>33.487</u>	<u>1:58.955</u>	184

333 Yanni SHAW (NSW) (18th)

\*\*\* Initial race red flagged on lap 2 due to crash at turn 1 involving No. 28 (Tayla Relph). Full race re-start but race distance reduced from 8 laps to 6 laps \*\*\*

The results are provisional until the end of the time limit for protests and appeals.

*Scott Laing*  
 Chief Time Keeper - Scott Laing

*Tom Williams*  
 Clerk of Course - Tom Williams



Computime Race Timing Systems Pty Ltd © 1996  
 Licensed to Computime Race Timing Systems

[www.computime.com.au](http://www.computime.com.au)

COMPUTIME RACE TIMING SYSTEMS PTY LTD







ASBK.COM.AU f t i y

# Round 7 : Phillip Island GP Circuit : October 6 - 8

## HI-TEC BATTERIES AUSTRALIAN SUPERSPORT 300 CHAMPIONSHIP

### Race 2

Date: 08/10/17  
 Event: R05  
 Weather: Cloudy - 18.7C  
 Track: Damp/drying - Temp: 17.9C

Started at: 10:37:07  
 Laps: 6  
 Starters: 37  
 Printed at: 11:09

### PROVISIONAL FASTEST LAPS SEQUENCE

Lap	Race Pos	No Name	Machine	Fastest Lap	On Lap
1	1	71 Tommy EDWARDS (NSW)	Yamaha R3 321	2:07.867	1
2	1	86 Oliver BAYLISS (QLD)	Kawasaki EX 300	2:00.127	2
5	1	37 Jack MAHAFFY (VIC)	Yamaha R3 321	2:00.070	5
5	3	87 Zac LEVY (QLD)	Yamaha R3 321	1:58.727	5
6	3	87 Zac LEVY (QLD)	Yamaha R3 321	1:57.458	6

\*\*\* Initial race red flagged on lap 2 due to crash at turn 1 involving No. 28 (Tayla Relph). Full race re-start but race distance reduced from 8 laps to 6 laps \*\*\*

The results are provisional until the end of the time limit for protests and appeals.

*Spott Laing*  
 Chief Time Keeper - Spott Laing

*Tom Williams*  
 Clerk of Course - Tom Williams



Computime Race Timing Systems Pty Ltd © 1996  
 Licensed to Computime Race Timing Systems

[www.computime.com.au](http://www.computime.com.au)

COMPUTIME RACE TIMING SYSTEMS PTY LTD



ASBK.COM.AU f t i y

# Round 7 : Phillip Island GP Circuit : October 6 - 8

## HI-TEC BATTERIES AUSTRALIAN SUPERSPORT 300 CHAMPIONSHIP

### Race 2

Date: 08/10/17  
 Event: R05  
 Weather: Cloudy - 18.7C  
 Track: Damp/drying - Temp: 17.9C

Started at: 10:37:07  
 Laps: 6  
 Starters: 37  
 Printed at: 11:09

### PROVISIONAL LAP SHEET

No	Lap Time	Gap	No	Lap Time	Gap	No	Lap Time	Gap	No	Lap Time	Gap	No	Lap Time	Gap
<b>Lap 1</b>			97	2:24.584	16.717	131	2:08.526	21.756	152	2:03.107	18.259	86	2:00.916	.290
71	2:07.867		15	2:24.794	16.927	55	2:07.716	21.775	93	2:06.547	21.465	151	2:00.706	4.565
37	2:07.986	.119	22	2:24.924	17.057	85	2:04.396	22.958	85	2:03.300	24.967	57	2:01.191	4.586
86	2:08.223	.356	355	2:26.123	18.256	33	2:10.745	24.943	39	2:06.008	25.021	87	2:00.497	4.732
57	2:11.389	3.522	30	2:26.872	19.005	333	2:10.813	25.226	65	2:05.387	25.744	70	2:02.083	12.255
87	2:11.749	3.882	85	2:26.912	19.045	44	2:13.284	25.485	34	2:06.491	26.234	520	2:01.480	15.442
151	2:12.141	4.274	73	2:32.350	24.483	20	2:12.490	25.498	55	2:07.901	28.385	152	2:03.314	20.947
70	2:16.104	8.237	51	2:33.440	25.573	133	2:10.318	25.530	14	2:09.439	28.439	4	2:03.858	21.011
520	2:17.427	9.560	337	2:34.615	26.748	24	2:10.251	26.452	131	2:08.953	29.418	85	2:01.544	25.885
115	2:17.479	9.612	<b>Lap 2</b>			22	2:09.897	26.471	1	2:09.511	29.884	65	2:01.139	26.257
29	2:18.965	11.098	86	2:00.127		21	2:12.113	27.181	29	2:11.029	31.016	93	2:05.429	26.268
93	2:19.221	11.354	71	2:01.400	.917	15	2:12.516	28.960	33	2:07.506	31.158	39	2:03.246	27.641
152	2:19.325	11.458	37	2:01.308	.944	97	2:12.830	29.064	333	2:07.366	31.301	34	2:04.438	30.046
4	2:19.412	11.545	57	2:01.554	4.593	355	2:11.518	29.291	44	2:12.301	36.495	55	2:02.481	30.240
14	2:20.043	12.176	151	2:01.261	5.052	30	2:13.677	32.199	21	2:10.683	36.573	14	2:04.152	31.965
44	2:20.551	12.684	87	2:02.341	5.740	51	2:18.187	43.277	133	2:12.405	36.644	1	2:04.399	33.657
1	2:21.222	13.355	70	2:02.501	10.255	73	2:20.772	44.772	20	2:12.483	36.690	131	2:05.829	34.621
20	2:21.358	13.491	520	2:03.878	12.955	337	2:19.496	45.761	22	2:11.825	37.005	333	2:05.199	35.874
39	2:21.498	13.631	93	2:05.338	16.209	<b>Lap 3</b>			24	2:11.942	37.103	33	2:06.855	37.387
131	2:21.580	13.713	4	2:05.189	16.251	86	2:01.291		15	2:09.490	37.159	29	2:07.684	38.074
65	2:21.809	13.942	115	2:07.132	16.261	71	2:00.391	.017	355	2:14.461	42.461	21	2:07.885	43.832
34	2:21.871	14.004	152	2:05.468	16.443	37	2:00.413	.066	30	2:13.632	44.540	22	2:07.477	43.856
55	2:22.409	14.542	14	2:08.598	20.291	57	2:00.719	4.021	51	2:15.957	57.943	133	2:08.170	44.188
33	2:22.548	14.681	39	2:07.156	20.304	151	2:00.724	4.485	73	2:18.994	1:02.47	20	2:09.206	45.270
333	2:22.763	14.896	34	2:07.513	21.034	87	2:00.412	4.861	337	2:20.215	1:04.68	24	2:09.128	45.605
21	2:23.418	15.551	29	2:10.663	21.278	70	2:01.834	10.798	<b>Lap 4</b>			44	2:09.932	45.801
133	2:23.562	15.695	65	2:08.189	21.648	520	2:02.924	14.588	37	2:00.560		15	2:09.556	46.089
24	2:24.551	16.684	1	2:08.792	21.664	4	2:02.819	17.779	71	2:00.629	.020	355	2:10.437	52.272
												30	2:11.429	55.343

*Scott Laing*  
 Chief Time Keeper - Scott Laing

*Tom Williams*  
 Clerk of Course - Tom Williams



Computime Race Timing Systems Pty Ltd © 1996  
 Licensed to Computime Race Timing Systems

[www.computime.com.au](http://www.computime.com.au)

COMPUTIME RACE TIMING SYSTEMS PTY LTD



ASBK.COM.AU f t i y

# Round 7 : Phillip Island GP Circuit : October 6 - 8

## HI-TEC BATTERIES AUSTRALIAN SUPERSPORT 300 CHAMPIONSHIP

### Race 2

Date: 08/10/17  
 Event: R05  
 Weather: Cloudy - 18.7C  
 Track: Damp/drying - Temp: 17.9C

Started at: 10:37:07  
 Laps: 6  
 Starters: 37  
 Printed at: 11:09

### PROVISIONAL LAP SHEET

No	Lap Time	Gap	No	Lap Time	Gap	No	Lap Time	Gap
51	2:15.252	1:12.56	133	2:07.778	51.896	333	2:01.450	41.787
73	2:17.141	1:18.99	24	2:07.157	52.692	1	2:04.605	42.917
337	2:18.874	1:22.93	15	2:06.718	52.737	131	2:04.353	43.621
<b>Lap 5</b>			44	2:09.149	54.880	29	2:07.948	55.153
37	2:00.070		86	3:00.892	1:01.11	22	2:04.906	55.305
71	2:00.095	.045	355	2:11.713	1:03.91	21	2:05.091	55.411
87	1:58.727	3.389	30	2:08.937	1:04.21	20	2:04.658	56.812
151	2:00.493	4.988	51	2:13.638	1:26.13	133	2:04.607	56.898
57	2:08.288	12.804	73	2:15.457	1:34.37	24	2:06.905	59.992
70	2:01.731	13.916	337	2:16.118	1:38.98	15	2:07.186	1:00.31
520	2:00.734	16.106	<b>Lap 6</b>			44	2:07.984	1:03.25
152	2:03.853	24.730	71	1:59.560		86	2:06.049	1:07.55
4	2:03.928	24.869	37	1:59.640	.035	30	2:07.188	1:11.79
85	2:00.490	26.305	87	1:57.458	1.242	355	2:09.866	1:14.17
65	2:00.208	26.395	151	1:59.802	5.185	51	2:17.833	1:44.36
93	2:02.946	29.144	57	2:02.225	15.424	73	2:14.677	1:49.44
39	2:02.791	30.362	520	1:58.955	15.456	337	2:16.615	1:55.99
55	2:00.631	30.801	70	2:01.177	15.488			
14	2:03.080	34.975	85	1:59.445	26.145			
34	2:05.619	35.595	65	2:00.688	27.478			
1	2:04.330	37.917	152	2:02.581	27.706			
131	2:04.322	38.873	4	2:02.453	27.717			
333	2:04.138	39.942	93	2:02.444	31.983			
33	2:03.274	40.591	55	2:00.869	32.065			
29	2:08.806	46.810	39	2:01.317	32.074			
21	2:06.163	49.925	14	2:01.537	36.907			
22	2:06.218	50.004	34	2:04.287	40.277			
20	2:06.559	51.759	33	1:59.878	40.864			

\*\*\* Initial race red flagged on lap 2 due to crash at turn 1 involving No. 28 (Tayla Relph). Full race re-start but race distance reduced from 8 laps to 6 laps \*\*\*

The results are provisional until the end of the time limit for protests and appeals.

*Scott Laing*  
 Chief Time Keeper - Scott Laing

*Tom Williams*  
 Clerk of Course - Tom Williams



Computime Race Timing Systems Pty Ltd © 1996  
 Licensed to Computime Race Timing Systems

[www.computime.com.au](http://www.computime.com.au)

COMPUTIME RACE TIMING SYSTEMS PTY LTD





ASBK.COM.AU f t i y

# Round 7 : Phillip Island GP Circuit : October 6 - 8

## HI-TEC BATTERIES AUSTRALIAN SUPERSPORT 300 CHAMPIONSHIP

### Race 2

Date: 08/10/17  
 Event: R05  
 Weather: Cloudy - 18.7C  
 Track: Damp/drying - Temp: 17.9C

Started at: 10:37:07  
 Laps: 6  
 Starters: 37  
 Printed at: 11:09

### PROVISIONAL LAP CHART

Grid	1	2	3	4	5	6
41	71	86	86	37	37	71
71	37	71	71	71	71	37
87	86	37	37	86	87	87
37	57	57	57	151	151	151
86	87	151	151	57	57	57
33	151	87	87	87	70	520
44	70	70	70	70	520	70
85	520	520	520	520	152	85
20	115	93	4	152	4	65
29	29	4	152	4	85	152
333	93	115	93	85	65	4
151	152	152	85	65	93	93
57	4	14	39	93	39	55
14	14	39	65	39	55	39
115	44	34	34	34	14	14
21	1	29	55	55	34	34
24	20	65	14	14	1	33
39	39	1	131	1	131	333
1	131	131	1	131	333	1
97	65	55	29	333	33	131
28	34	85	33	33	29	29
152	55	33	333	29	21	22
93	33	333	44	21	22	21
65	333	44	21	22	20	20
55	21	20	133	133	133	133
355	133	133	20	20	24	24
70	24	24	22	24	15	15
133	97	22	24	44	44	44
15	15	21	15	15	86	86
131	22	15	355	355	355	30
4	355	97	30	30	30	355
52	30	355	51	51	51	51
42	85	30	73	73	73	73
520	73	51	337	337	337	337
10	51	73				
30	337	337				
22						
53						
34						
337						
51						
73						

\*\*\* Initial race red flagged on lap 2 due to crash at turn 1 involving No. 28 (Tayla Relph). Full race re-start but race distance reduced from 8 laps to 6 laps \*\*\*

*Scott Laing*  
 Chief Time Keeper - Scott Laing

*Tom Williams*  
 Clerk of Course - Tom Williams



Computime Race Timing Systems Pty Ltd © 1996  
 Licensed to Computime Race Timing Systems

[www.computime.com.au](http://www.computime.com.au)

COMPUTIME RACE TIMING SYSTEMS PTY LTD



ASBK.COM.AU f t i y

# Round 7 : Phillip Island GP Circuit : October 6 - 8

## HI-TEC BATTERIES AUSTRALIAN SUPERSPORT 300 CHAMPIONSHIP

### Race 2

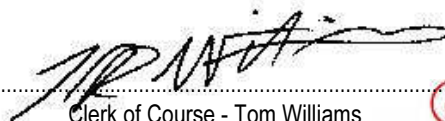
Date: 08/10/17  
Event: R05  
Weather: Cloudy - 18.7C  
Track: Damp/drying - Temp: 17.9C

### PROVISIONAL LAP CHART

Started at: 10:37:07  
Laps: 6  
Starters: 37  
Printed at: 11:09

The results are provisional until the end of the time limit for protests and appeals.

  
Chief Time Keeper - Scott Laing

  
Clerk of Course - Tom Williams



Computime Race Timing Systems Pty Ltd © 1996  
Licensed to Computime Race Timing Systems

[www.computime.com.au](http://www.computime.com.au)

COMPUTIME RACE TIMING SYSTEMS PTY LTD



ASBK.COM.AU f t i y

**Round 7 : Phillip Island GP Circuit : October 6 - 8**  
**HI-TEC BATTERIES AUSTRALIAN SUPERSPORT 300 CHAMPIONSHIP**  
**HI-TEC BATTERIES AUSTRALIAN SUPERSPORT 300 CHAMPIONSHIP - OVER 300cc**  
**PROVISIONAL SERIES POINTS**

Pos	Name	Rnd 1 WSBK	Rnd 2 W/flid	Rnd 3 W/int	Rnd 4 HV	Rnd 5 MP	Rnd 6 SMSP	Rnd 7 Pole	Rnd 7 Race 1	Rnd 7 Race 2	Total
1	Tommy EDWARDS (NSW)	0	40.5	38.5	65	62	56	0	16	25	303
2	Billy VAN EERDE (NSW)	42	53.5	16.5	48	50	66	0	20	6	302
3	Jack MAHAFFY (VIC)	20	49	45	62	27	59	0	0	20	282
4	Zac LEVY (QLD)	50	41	28	37	51	57	0	0	18	282
5	Tom BRAMICH (VIC)	42	37.5	52	56	27	39	0	25	2	280.5
6	Brandon DEMMERY (NSW)	49	40	39	46	34	30	0	10	8	256
7	Max CROKER (NSW)	49	17	12.5	45	50	46	1	18	0	238.5
8	Hunter FORD (NSW)	40	36.5	23	24	33	44	0	17	4	221.5
9	Ben BRAMICH (VIC)	42	22	34.5	39	24	24	0	0	3	188.5
10	Corey BRIFFA (NSW)	44	30.5	30	40	0	19	0	0	0	163.5
11	Ty LYNCH (SA)	40	36	20	29	0	0	0	13	14	152
12	Broc PEARSON (QLD)	0	0	0	0	50	48	0	14	10	122
13	Boyd HOCKING (VIC)	16	19.5	30.5	27	3	12	0	1	9	118
14	Jarred BROOK (QLD)	32	20	13.5	0	20	19	0	0	5	109.5
15	Locky TAYLOR (QLD)	0	0	0	0	50	27	0	15	17	109
16	Jack PASSFIELD (NSW)	47	33	14	0	0	0	0	0	0	94
17	Jonah SITA (WA)	7	10.5	18	20	4	12	0	8	13	92.5
18	Seth CRUMP (QLD)	0	0	0	0	37	26	0	11	16	90
19	Joel KELSO (NT)	0	0	0	36	35	0	0	0	0	71
20	Callum O'BRIEN (WA)	0	16.5	21	19	7	0	0	2	0	65.5
21	Ryan TAYLOR (VIC)	32	0	25	0	0	0	0	5	0	62
22	Dan THOMAS (NSW)	0	16	19	0	0	0	0	7	12	54
23	Rogan CHANDLER (NZ)	0	0	0	0	25	16	0	12	0	53
24	Troy RYAN (NSW)	0	0	16.5	0	1	13	0	6	15	51.5
25	Tayla RELPH (QLD)	0	0	0	0	19	20	0	9	0	48
26	Michael KING (WA)	0	0	0	19	0	0	0	0	0	19
27	Mitch KUHNE (QLD)	0	0	0	0	16	0	0	0	0	16
28	Harry KHOURI (NSW)	0	0	0	0	0	0	0	4	11	15
29	Ross BEAMES (QLD)	0	0	0	0	4	0	0	3	7	14
30	Leslie McGRATH (WA)	0	0	0	14	0	0	0	0	0	14
31	Chris DOBIE (NSW)	0	8	0	0	0	5	0	0	0	13
32	Danyon TURNER (QLD)	0	0	0	0	13	0	0	0	0	13
33	Jonathon HENDERSON (VIC)	0	0	5	0	0	6	0	0	0	11
34	Sharni PINFOLD (QLD)	0	0	0	0	6	0	0	0	0	6
35	David HYND (VIC)	0	0	0	0	0	4	0	0	1	5

*Spott Laing*  
 Chief Time Keeper - Spott Laing

*Tom Williams*  
 Clerk of Course - Tom Williams



Computime Race Timing Systems Pty Ltd © 1996  
 Licensed to Computime Race Timing Systems

[www.computime.com.au](http://www.computime.com.au)

**COMPUTIME RACE TIMING SYSTEMS PTY LTD**



ASBK.COM.AU f t i y

## Round 7 : Phillip Island GP Circuit : October 6 - 8

### HI-TEC BATTERIES AUSTRALIAN SUPERSPORT 300 CHAMPIONSHIP HI-TEC BATTERIES AUSTRALIAN SUPERSPORT 300 CHAMPIONSHIP - UP TO 300cc PROVISIONAL SERIES POINTS

Pos	Name	Rnd 1 WSBK	Rnd 2 W/flid	Rnd 3 W/int	Rnd 4 HV	Rnd 5 MP	Rnd 6 SMSP	Rnd 7 Pole	Rnd 7 Race 1	Rnd 7 Race 2	Total
1	Reid BATTYE (NSW)	65	62.5	57.5	55	70	63	0	0	16	389
2	Yanni SHAW (NSW)	42	42	45	51	45	63	0	20	15	323
3	Drew SELLS (VIC)	52	28.5	42.5	49	51	52	0	18	20	313
4	Oliver BAYLISS (QLD)	43	48	1	76	46	45	0	25	11	295
5	Bronson PICKETT (WA)	24	33	37.5	30	46	49	0	16	12	247.5
6	Laura BROWN (NSW)	48	31	0	50	47	44	0	17	10	247
7	Gregory FARRELL (NSW)	0	34	38	43	37	35	0	9	7	203
8	Scott NICHOLSON (VIC)	51	43	55	20	0	0	0	11	17	197
9	Shelby TURNER (QLD)	3	25.5	25.5	40	34	21	0	12	25	186
10	Keegan PICKERING (NSW)	14	22	27	0	22	25	0	10	14	134
11	Austin BARNES (VIC)	3	20	34	0	0	31	0	8	9	105
12	Peter NERLICH (VIC)	16	0	0	0	26	40	0	15	0	97
13	Grace POUTCH (VIC)	21	20.5	16	0	0	0	0	13	13	83.5
14	Tom EDWARDS (NSW)	70	0	0	0	0	0	0	0	0	70
15	Nicholas CLAIR (VIC)	6	0	28.5	0	0	26	0	0	0	60.5
16	Nathan BOLAND (NSW)	0	31.5	27.5	0	0	0	0	0	0	59
17	Lachlan EPIS (NSW)	0	0	0	0	53	0	0	0	0	53
18	Cameron AGOSTINI (NT)	0	0	0	36	0	0	0	7	0	43
19	Zackary JOHNSON (VIC)	41	0	0	0	0	0	0	0	0	41
20	Travis HALL (QLD)	0	0	0	0	0	39	0	0	0	39
21	Luke SANDERS (VIC)	23	15	0	0	0	0	0	0	0	38
22	Tyler FERRARI (VIC)	36	0	0	0	0	0	0	0	0	36
23	Tim WALKER (NT)	0	0	0	33	0	0	0	0	0	33
24	Zac JOHNSON (VIC)	0	0	0	0	0	0	0	14	18	32
25	Andrew EDSEER (VIC)	0	0	0	0	0	31	0	0	0	31
26	Lewis WRIGHT (QLD)	31	0	0	0	0	0	0	0	0	31
27	Phillip IRLAM (NT)	0	0	0	30	0	0	0	0	0	30
28	Ashley ARMITT (NSW)	8	21.5	0	0	0	0	0	0	0	29.5
29	Steve ARMITAGE (NT)	0	0	0	26	0	0	0	0	0	26
30	Locky TAYLOR (QLD)	25	0	0	0	0	0	0	0	0	25
31	Sean JARVIS (VIC)	0	0	24	0	0	0	0	0	0	24
32	Mark FERRARI (VIC)	23	0	0	0	0	0	0	0	0	23
33	Scott CHAPMAN (NSW)	0	21.5	0	0	0	0	0	0	0	21.5
34	Mathew CARTELLONE (QLD)	0	0	0	0	0	21	0	0	0	21
35	Lachlan O'BRIEN (NT)	0	0	0	16	0	0	0	0	0	16
36	John HAZELDENE (VIC)	0	0	0	0	0	0	0	6	8	14
37	Jason WHITEHEAD (QLD)	0	0	0	0	14	0	0	0	0	14
38	Warwick NOWLAND (NSW)	0	0	0	0	13	0	0	0	0	13
39	Daniel HURST (NT)	0	0	0	6	0	0	0	0	0	6
40	Mark ROGERS (QLD)	3	0	0	0	0	0	0	0	0	3

*Scott Laing*  
Chief Time Keeper - Scott Laing

*Tom Williams*  
Clerk of Course - Tom Williams



Computime Race Timing Systems Pty Ltd © 1996  
Licensed to Computime Race Timing Systems

[www.computime.com.au](http://www.computime.com.au)

COMPUTIME RACE TIMING SYSTEMS PTY LTD

